

Product Catalogue 2020

LED Lighting



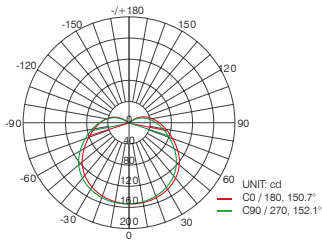
Camelion[®]
More Energy Solutions

www.camelion.net

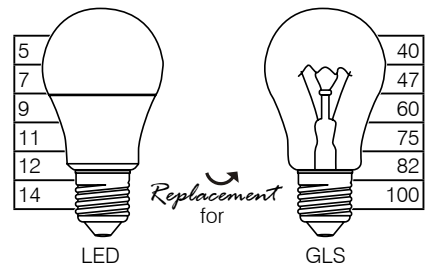


LED Bulb

- Replacement for traditional halogen lamp and incandescent lamp
- Save Energy up to 88%
- Durable and long-lasting
- No UV or IR light radiation
- Clean simplicity design



AVERAGE BEAN ANGLE(50%):151.4 DEG
 Light distribution curve

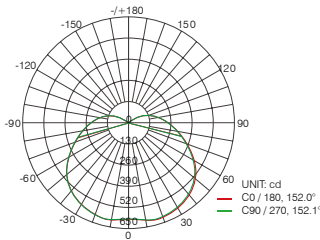


| Model | Voltage | Wattage | Luminous Flux | Beam Angle | PF | Ra | CCT | Average Rated Life | Base | Size |
|-----------|---------|---------|---------------|------------|------|-----|----------------|--------------------|---------|-------------|
| | v | w | lm | degree | | | k | hrs | | mm |
| CLS3-A55 | 220-240 | 5 | 450 | 150 | ≥0.5 | ≥80 | 3000/4000/6500 | 15000 | E27/B22 | ø55 x 101 |
| CLS5-A60 | 220-240 | 7 | 600 | 150 | ≥0.5 | ≥80 | 3000/4000/6500 | 15000 | E27/B22 | ø60 x 113 |
| CLS7-A60 | 220-240 | 9 | 806 | 150 | ≥0.5 | ≥80 | 3000/4000/6500 | 15000 | E27/B22 | ø60 x 113 |
| CLS11-A60 | 220-240 | 11 | 1055 | 150 | ≥0.5 | ≥80 | 3000/4000/6500 | 15000 | E27/B22 | ø60 x 116 |
| CLS12-A65 | 220-240 | 12 | 1200 | 150 | ≥0.5 | ≥80 | 3000/4000/6500 | 15000 | E27/B22 | ø65 x 123 |
| CLS14-A70 | 220-240 | 14 | 1521 | 150 | ≥0.5 | ≥80 | 3000/4000/6500 | 15000 | E27/B22 | ø95.6 x 134 |

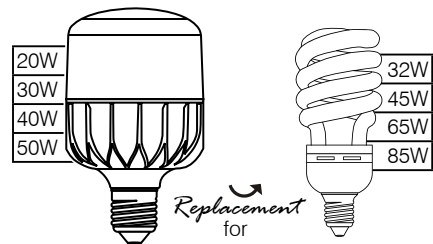


High Power Bulb

- Replacement for traditional halogen lamp and incandescent lamp
- Save Energy up to 85%
- Durable and long-lasting
- No UV or IR light radiation
- Simplicity design



Light distribution curve



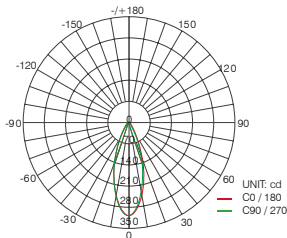
| Model | Voltage | Wattage | Luminous Flux | Beam Angle | PF | Ra | CCT | Average Rated Life | Base | Size |
|------------|---------|---------|---------------|------------|------|-----|----------------|--------------------|---------|------------|
| | v | w | lm | degree | | | k | hrs | | mm |
| CLS20-T80 | 220-240 | 20 | 1800 | 180 | ≥0.5 | ≥80 | 3000/4000/6500 | 15000 | E27/B22 | ø80 x 140 |
| CLS30-T100 | 220-240 | 30 | 2700 | 180 | ≥0.5 | ≥80 | 3000/4000/6500 | 15000 | E27/B22 | ø100 x 168 |
| CLS40-T120 | 220-240 | 40 | 3600 | 180 | ≥0.5 | ≥80 | 3000/4000/6500 | 15000 | E27/B22 | ø118 x 194 |
| CLS50-T140 | 220-240 | 50 | 4500 | 180 | ≥0.5 | ≥80 | 3000/4000/6500 | 15000 | E27/B22 | ø138 x 221 |




LED Spot Light

- Replacement for traditional halogen lamp and incandescent lamp
- Save Energy up to 85%
- Durable and long-lasting
- No UV or IR light radiation

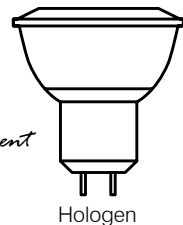
Full Range of Halogen Replacement



Light distribution curve



Replacement for

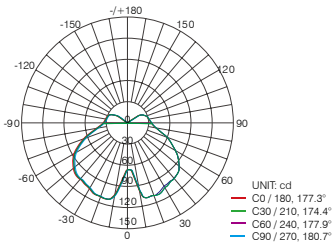


| Model | Votage | Wattage | Luminous Flux | Beam Angle | PF | Ra | CCT | Average Rated Life | Base | Size |
|-------------|---------|---------|---------------|------------|------|-----|----------------|--------------------|------|----------|
| | v | w | lm | degree | | | k | | | hrs |
| CLS3-PAR16G | 220-240 | 3 | 215 | 38 | ≥0.4 | ≥80 | 3000/4000/6500 | 15000 | GU10 | ø50 x 53 |
| CLS4-PAR16G | 220-240 | 4 | 250 | 38 | ≥0.4 | ≥80 | 3000/4000/6500 | 15000 | GU10 | ø50 x 53 |
| CLS5-PAR16G | 220-240 | 4.5 | 355 | 38 | ≥0.4 | ≥80 | 3000/4000/6500 | 15000 | GU10 | ø50 x 53 |
| CLS6-PAR16G | 220-240 | 5.5 | 520 | 38 | ≥0.5 | ≥80 | 3000/4000/6500 | 15000 | GU10 | ø50 x 53 |
| CLS5-PAR16P | 220-240 | 5 | 400 | 100 | ≥0.5 | ≥80 | 3000/4000/6500 | 15000 | GU10 | ø50 x 53 |
| CLS6-PAR16P | 220-240 | 6 | 470 | 100 | ≥0.5 | ≥80 | 3000/4000/6500 | 15000 | GU10 | ø50 x 53 |



LED Decorative Light

- Replacement for traditional halogen lamp and incandescent lamp
- Save Energy up to 85%
- Durable and long-lasting
- No UV or IR light radiation
- Fashionable design



Light distribution curve



LED



Incandescent

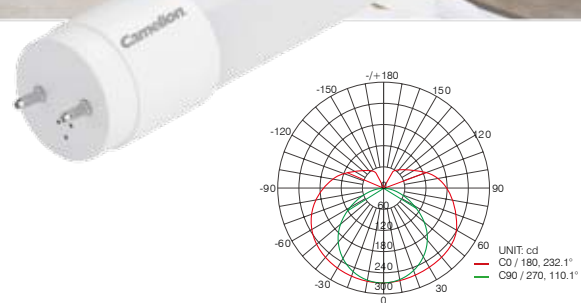
Replacement for

| Model | Voltage | Wattage | Luminous Flux | Beam Angle | PF | Ra | CCT | Average Rated Life | Base |
|----------------------|---------|---------|---------------|------------|------|-----|----------------|--------------------|---------|
| | v | w | lm | degree | | | k | hrs | |
| CLS3-C37/T37/G45/P45 | 220-240 | 3 | 250 | 180 | ≥0.4 | ≥80 | 3000/4000/6500 | 15000 | E27/E14 |
| CLS4-C37/T37/G45/P45 | 220-240 | 4 | 320 | 180 | ≥0.4 | ≥80 | 3000/4000/6500 | 15000 | E27/E14 |
| CLS5-C37/T37/G45/P45 | 220-240 | 5 | 470 | 180 | ≥0.5 | ≥80 | 3000/4000/6500 | 15000 | E27/E14 |
| CLS6-C37/T37/G45/P45 | 220-240 | 6 | 550 | 180 | ≥0.5 | ≥80 | 3000/4000/6500 | 15000 | E27/E14 |
| CLS7-G45/P45/G45/P45 | 220-240 | 7 | 800 | 180 | ≥0.5 | ≥80 | 3000/4000/6500 | 15000 | E27/E14 |

| Model | CLS3/CLS4/CLS5/CLS6/CLS7 | | | |
|----------|--------------------------|-----------|----------|----------|
| | C37 | T37 | G45 | P45 |
| Size(mm) | ø37 x 99 | ø37 x 133 | ø45 x 78 | ø45 x 80 |



LED Glass Tube



Light distribution curve

Long lifetime 100-120LM/W



- Magnetic ballast compatible
- PET filmed glass tube with shatter proof
- Single input/double ended
- Long lifetime and high power factor
- Average life up to 25000 hours



| Model | Votage | Wattage | Luminous Flux | Beam Angle | PF | Ra | CCT | Average Rated Life | Base | Size |
|-------------|---------|---------|---------------|------------|------|-----|-----------|--------------------|------|-----------|
| | v | w | lm | degree | | | k | hrs | | mm |
| CLS9-T8F06 | 220-240 | 9 | 900 | 160 | ≥0.5 | ≥80 | 4000/6500 | 25000 | G13 | ø28 x 60 |
| CLS18-T8F12 | 220-240 | 18 | 1800 | 160 | ≥0.5 | ≥80 | 4000/6500 | 25000 | G13 | ø28 x 120 |
| CLS22-T8F15 | 220-240 | 22 | 2400 | 160 | ≥0.5 | ≥80 | 4000/6500 | 25000 | G13 | ø28 x 150 |

Standard lifetime 100-120LM/W



- Magnetic ballast compatible
- Single input/double ended
- Standard lifetime and high power factor
- Average life up to 15000 hours

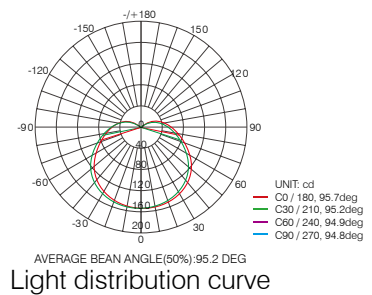


| Model | Votage | Wattage | Luminous Flux | Beam Angle | PF | Ra | CCT | Average Rated Life | Base | Size |
|-------------|---------|---------|---------------|------------|------|-----|-----------|--------------------|------|-----------|
| | v | w | lm | degree | | | k | hrs | | mm |
| CLS8-T8G06 | 220-240 | 8 | 800 | 180 | ≥0.5 | ≥80 | 4000/6500 | 15000 | G13 | ø28 x 60 |
| CLS16-T8G12 | 220-240 | 16 | 1600 | 180 | ≥0.5 | ≥80 | 4000/6500 | 15000 | G13 | ø28 x 120 |
| CLS22-T8G15 | 220-240 | 22 | 2400 | 180 | ≥0.5 | ≥80 | 4000/6500 | 15000 | G13 | ø28 x 150 |



LED Down Light

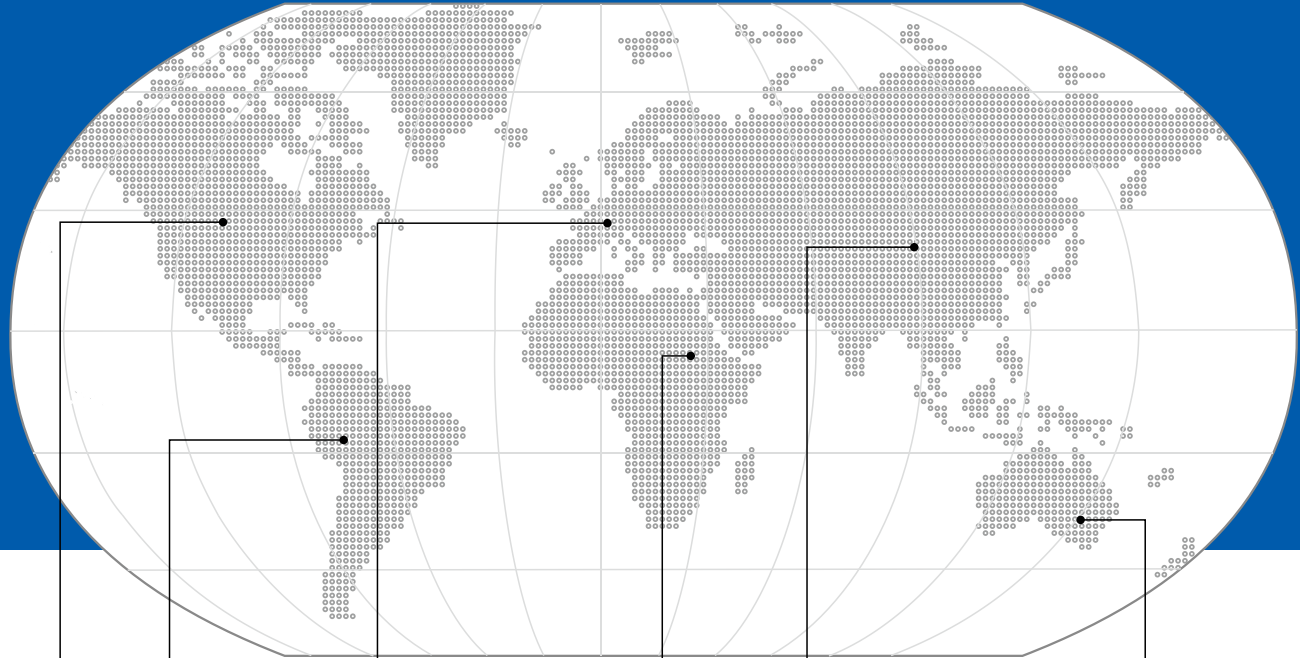
- High quality anti-glare LED downlight chip
- Durable and long-lasting
- Instant start, no flash or abnormal noise
- High efficiency with energy saving up 80%
- Easy installation and maintenance
- Excellent hybrid heat dissipation design



| Model | Voltage | Wattage | Lumens | Beam Angle | PF | Ra | CCT | Average Rated Life | Cut Out |
|------------|---------|---------|--------|------------|------|-----|----------------|--------------------|-------------|
| | v | w | lm | | | | k | hrs | mm |
| CLF3-DL30 | 220-240 | 3 | 210 | 100 | ≥0.5 | ≥80 | 3000/4000/6500 | 15000 | Ø70 to 80 |
| CLF5-DL35 | 220-240 | 5 | 350 | 100 | ≥0.5 | ≥80 | 3000/4000/6500 | 15000 | Ø90 to 102 |
| CLF7-DL35 | 220-240 | 7 | 490 | 100 | ≥0.5 | ≥80 | 3000/4000/6500 | 15000 | Ø90 to 102 |
| CLF9-DL40 | 220-240 | 9 | 630 | 100 | ≥0.5 | ≥80 | 3000/4000/6500 | 15000 | Ø105 to 115 |
| CLF12-DL50 | 220-240 | 12 | 960 | 100 | ≥0.5 | ≥80 | 3000/4000/6500 | 15000 | Ø120 to 130 |
| CLF15-DL60 | 220-240 | 15 | 1200 | 100 | ≥0.5 | ≥80 | 3000/4000/6500 | 15000 | Ø145 to 155 |
| CLF18-DL60 | 220-240 | 18 | 1600 | 100 | ≥0.5 | ≥80 | 3000/4000/6500 | 15000 | Ø145 to 155 |

We offer you more energy solutions

Camelion has provided energy solutions to customers worldwide for over 20 years. Our mission is to satisfy our customers with qualified products, customer-friendly pricing and detailed services. We are dedicated to providing you and your family with all the energy solutions you need, don't hesitate to give us a try.



North America

- Canada
- Mexico
- U. S. A.

Caribbean/Latin America

- Argentina
- Brazil
- Bolivia
- Chile
- Colombia
- Costa Rica
- Cuba
- Dominica
- Ecuador
- Salvador
- Guatemala
- Haiti
- Nicaragua
- Panama
- Paraguay
- Peru
- Puerto Rico
- Trinidad and Tobago
- Uruguay
- Venezuela

Europe

- Austria
- Andorra
- Albania
- Belgium
- Bulgaria
- Bosnien
- Croatia
- Cyprus
- Czech Republic
- Denmark
- Estonia
- Finland
- France
- Germany
- Greece
- Hungary
- Ireland
- Italy
- Iceland
- Liechtenstein
- Luxembourg
- Lithuania
- Macedonia
- Montenegro
- Malta
- Netherlands
- Norway
- Portugal
- Poland
- Romania
- Russia
- Spain
- Slovenia
- Switzerland
- Serbia
- Sweden
- Slovakia
- Uk

Africa

- Algeria
- Benin
- Botswana
- Egypt
- Eritrea
- Gana
- Lybia
- Morocco
- Sierra Leone
- South Africa
- Tunisia
- Uganda

Asia

- Afghanistan
- Armenia
- Azerbaijan
- Bangladesh
- Cambodia
- China
- HK China
- Indonesia
- India
- Iraq
- Iran
- Israel
- Japan
- Jordan
- Kuwait
- Korea
- Kyrgyzstan
- Kazakhstan
- Lao
- Lebanon
- Malaysia
- Mongolia
- Nepal
- Pakistan
- Philippines
- Saudi Arabia
- Syria
- Singapore
- Sri Lanka
- Taiwan, China
- Thailand
- Turkmenistan
- Vietnam
- Yemen
- Tajikstan
- Uzbekstan
- U.A.E.

Oceania

- Australia
- Fiji
- New Zealand

CHINA

Camelion Battery Co., Ltd
Unit 705, Cyber Times Tower A,
Tianan Cyber Park, Shenzhen,
Guangdong 518041,
China

Camelion Enterprises Ltd.
Flat A, 8/F., MG Tower,
133 Hoi Bun Road, Kwun Tong, Kln.,
Hong Kong

NORTH AMERICA

Camelion North America Inc.
2572 Daniel-Johnson Blvd.
Suite 206-207
Laval, QC, H7T 2R3, Canada
www.camelionna.com

Camelion Holding Inc.
Batteries and Things Inc.
365 24th Street, LaSalle, IL 61301

LATIN AMERICA

Camelion Battery Co., Inc.
5000 SW 75th Avenue, Suit 236
Miami, Florida 33155

EUROPE

Camelion Batterien GmbH.
Bergiusstr. 53-59, D - 12057 Berlin,
Germany

For more information about Camelion, please visit www.camelion.net



www.camelion.net

Camelion is a registered trademark of Camelion Lighting Co., Ltd.
All other brand names are trademarks or registered trademarks of the respective companies.
Copyright ©2020 Camelion Lighting Co., Ltd. All rights reserved.

CA-LED-2020